



info@CineRAID.com  
www.CineRAID.com

# EditPro 8 Bay 2U Rackmount

## 1. Welcome:

Thank you for choosing CineRAID


Thank you for your CineRAID EditPRO purchase. The EditPRO is a professional high performance storage solution to meet your high resolution digital media and storage requirements.

## 2. What's in the box?


Carefully unpack your EditPRO and inventory what is inside with the items list below. Confirm that everything that is correct before moving on to the next step. If anything is missing please contact your dealer or CineRAID.




CineRAID EditPRO R08 - 1 Qty



HDD Trays - 8 Qty



PCI-e or PCI-X RAID Card - 1 Qty



User Manual - 1 Qty



Installation CD - 1 Qty



HDD Mounting Screws - 32 Qty



I2C Cable - 1 Qty



Data Cable - 2 Qty



Standard Power Cable - 1 Qty

### Missing Parts?


Please contact your dealer or CineRAID if your received a package missing any of the above parts.

Tel: (714)961-0800 Fax: (714)961-0899  
www.CineRAID.com Support@CineRAID.com

CineRAID  
2861 Saturn St. #B  
Brea, CA 92821 USA

## 3. Disk Tray Mounting

Confirm that all bays are secured by pushing the tray into its bay with the locking lever open until the tray sits flush with the EditPRO. Then lock the lever in place to secure the tray into the enclosure.



## 4. RAID Controller Installation



1. Touch the metal PCI slot covers on the back of your computer to discharge any static electricity.

2. Unplug ALL cables from your computer and remove the side access panel according to your system type.

3. Apple G5 users must first remove the deflector cover and place it in a clean and safe surface.

**NOTE:** Remember to replace the air deflector after you have finished installing your RAID controller card.

**WARNING:** Allow a few minutes for the computer internals to cool down before opening your computer.



info@CineRAID.com  
www.CineRAID.com



3. Remove the PCI slot cover plate from an available PCI slot. Consult your HBA or video capture card for recommended slot positions.

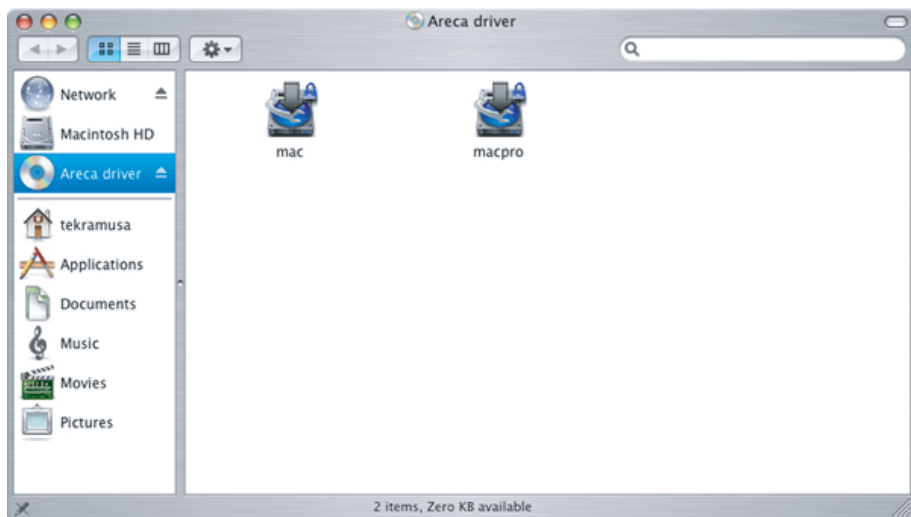
4. Install & secure your PCI controller card into the slot and firmly press the card into place.

5. Close and replace the system panel

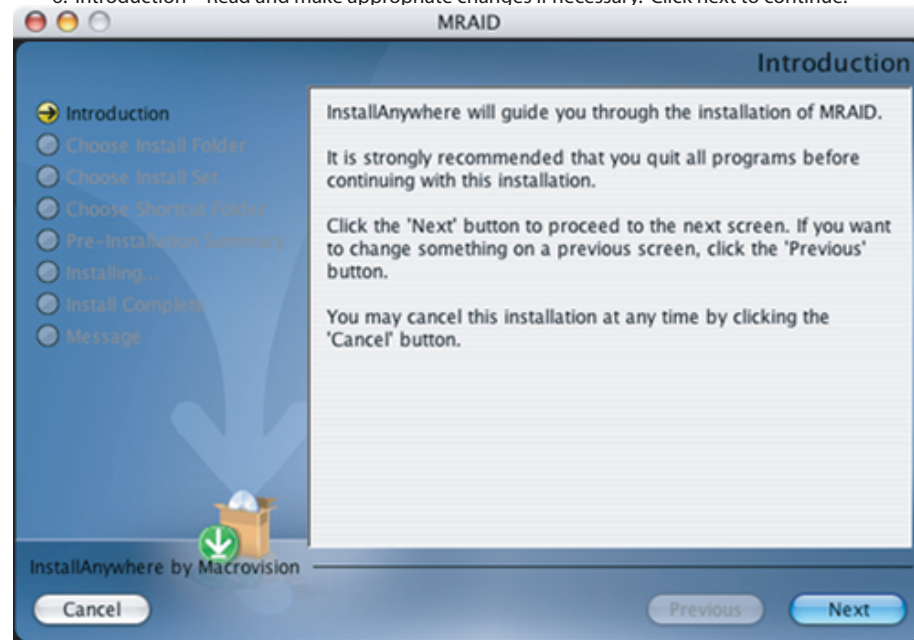
**WARNING:** To minimize the chance of electrical shock, always follow proper safety rules when working with electrical componets.

## 5. MAC OS Driver Installation

1. Power on your system
2. Insert the Areca MRAID Installation CD
3. After the CD mounts, open the MAC driver folder
4. Choose either the MAC or MACPro installer according to your system.



5. The MRAID window, click on the lock to continue. (You may be prompted to enter your administrator password)
6. Introduction – Read and make appropriate changes if necessary. Click next to continue.



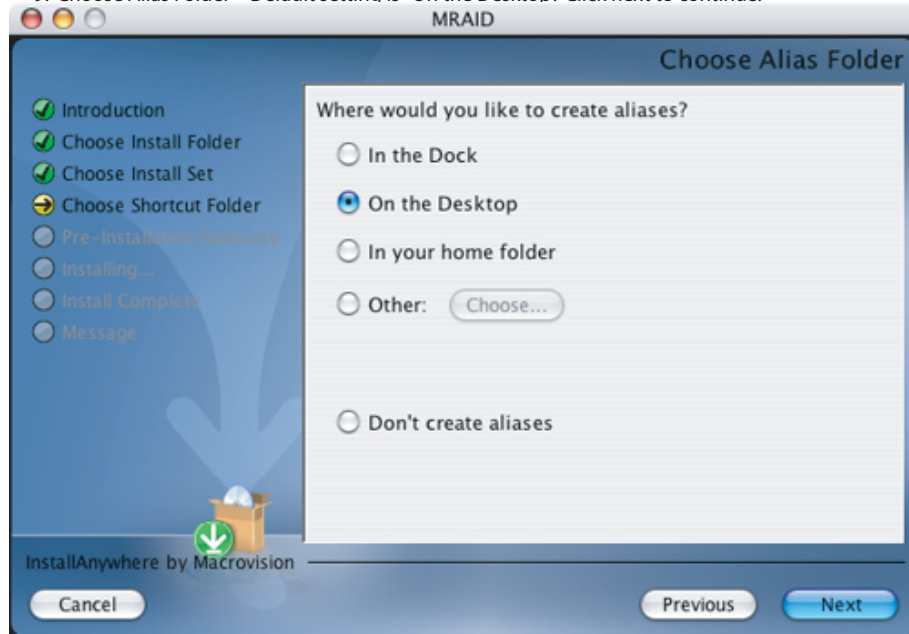
7. Choose Install Folder – Default is inside “Applications” on local disk. Click next to continue.



8. Choose Install Set – Here you will choose “MRAID With Driver”. Click next to continue.



9. Choose Alias Folder – Default setting is “On the Desktop”. Click next to continue.



10. Pre-Installation Summary – Verify Settings. Click next to continue.


11. Install Complete – Congratulations! MRAID has been successfully installed. Click next to continue.



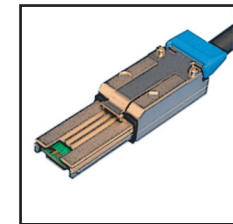
12. Click Done and reboot the system for the changes to take affect. Your system is now configured to be used with your CineRAID EditPRO.

## 6. Connecting Your EditPRO to Your System

Your EditPRO is equipped with 2 industry standard SFF-8088 Multi-Lane interface ports. Connect cable from the raid controller to the EditPRO. You will receive SFF-8470 to SFF-8088 cables for the PCI-X solution or SFF-8088 to SFF-8088 cables for the PCI-e solution. Ensure that both connectors are properly secured and fastened. Most common issues are poor cable connections.




SFF8470




SFF8088

**Note:** Do NOT over tighten thumbscrews




Power Cable

I2C SFF-8088 (Mini SAS)



SFF8088 connected to the EditPRO



I2C

SFF-8088 (Mini SAS)

## 7. Finished

Ensure all connections are secure on the EditPRO and your system. Power your EditPRO first, then power your host computer. Your array is now ready for RAID configuration. To learn more about RAID configuration, please refer to your RAID controller's documentation.



Power Switch

**NOTE:** Always have your EditPRO be the first to power on and last to power off.

## 8. Troubleshooting

This section covers some common support questions. If you are experiencing an urgent issue, please contact us with your questions or concerns.

### Connection Problems:

Always double check for loose cable connections or improperly seated disks if you experience problems where a disk or volume does not appear in your computer, or you receive an error message stating a disk is missing when you have the drives configured as a RAID set.

1. Disconnect the data cables and reconnect each cable one at a time ensuring each connector is screwed in securely on your EditPRO
2. Make sure the connector is properly secured on your HBA
3. Check you EditPRO's drive presence LED's, located on each HDD tray. If the LED's are not lit, remove the disk and reinsert it back into the EditPRO.

## 9. Warranty

Please carefully read your warranty

Three (3) Year Limited Warranty

### WARRANTY COVERAGE

CineRAID's warranty obligations are limited to the terms set forth below:

CineRAID, as defined below, warrants this hardware product against defects in materials and workmanship under normal use for the period of THREE (3) YEARS from the date of retail purchase by the original en-user purchaser. If a hardware defect arises and a valid claim is received within the Warranty Period, at its option, CineRAID will either (1) repair the hardware defect at no charge, using new or refurbished replacement parts, or (2) exchange the product with a product that is new or which has been manufactured from a new serviceable used parts and is at least functionally equivalent to the original product, or (3) refund the purchase price of the product. CineRAID may request that you replace defective parts with new or refurbished user-installable parts that CineRAID provides in fulfillment of its warranty obligation. A replacement product or part, including a user-installable part that has been in accordance with instructions provided by CineRAID, assumes the remaining warranty of the original product of ninety (90) days from the date of replacement or repair, whichever provides longer coverage for you. When a product or part is exchanged, any replacement item becomes your property and the replaced item becomes CineRAID property. Parts provided by CineRAID in fulfillment of its warranty obligation must be used in products for which warranty service is claimed. When a refund is given, the product for which the refund is provided must be returned to CineRAID and becomes CineRAID's property.

### EXCLUSIONS AND LIMITATIONS

This Limited Warranty applies only to hardware products manufactured by or for CineRAID that can be identified by the "CineRAID" trademark, trade name, or logo affixed to them. The Limited Warranty does not apply to any non-CineRAID hardware products or any software, even if packaged or sold with CineRAID hardware. Manufacturers, suppliers, or publishers, other than CineRAID, may provide their own warranties to the end user purchaser, but CineRAID, in so far as permitted by law, provides their products "as is". Software distributed by CineRAID with or without the CineRAID brand name (including, but not limited to system software) is not covered under this Limited Warranty. Refer to the licensing agreement accompanying the software for details of your rights with respect to its use.

CineRAID does not warrant that the operation of the product will be uninterrupted or error-free. CineRAID is not responsible for damage arising from failure to follow instructions relating to the product's use.

This warranty does not apply: (a) to damage caused by use with non-CineRAID products; (b) to damage caused by accident, abuse, misuse, flood, fire, earthquake or other external causes; (c) to damage caused by operating the product outside the permitted or intended uses described by CineRAID; (d) to damage caused by service (including upgrades and expansions) performed by anyone who is not a representative of CineRAID or an CineRAID Authorized Service Provider; (e) to a product or part that has been modified to significantly alter functionality or capability without the written permission of CineRAID; (f) to consumables parts such as batteries, unless damage has occurred due to a defect in materials or workmanship; (g) or if any CineRAID serial numbers have been removed or defaced.

To the extent permitted by the law, this warranty and remedies set forth above are exclusive and in lieu of all other warranties, remedies and conditions, whether oral or written, statutory, express or implied. As permitted by applicable law, CineRAID specifically disclaims any and all statutory or implied warranties, including, without limitation, warranties of merchantability. Fitness for a particular purpose and warranties against hidden or latent defects. If CineRAID cannot lawfully disclaim statutory or implied warranties then to the extent permitted by law, all such warranties shall be limited in duration to the duration of this express warranty and to repair or replace service as determined by CineRAID in its sole discretion. No CineRAID reseller, agents, or employee is authorized to make any modification, extension, or addition to this warranty.

Except as provided in this warranty and to the extent permitted by law, CineRAID is not responsible for direct, special, incidental or consequential damage resulting from any breach of warranty or conditions, or under any other legal theory, including but not limited to loss of use; loss of revenue; loss of actual or anticipated profits (including loss of profits on contracts); loss of the use of money; loss of anticipated savings; loss of business; loss of opportunity; loss of goodwill; loss of reputation; loss of damage to or corruption of data; or any indirect or consequential loss or damage howsoever caused including the replacement of equipment and property, any costs of recovering, programming, or reproducing any program or data stored or used with CineRAID products and any failure to maintain the confidentiality of data stored on the product. The foregoing limitation shall not apply to death or personal injury claims. CineRAID disclaims any representation that it will be able to repair any product under this warranty or make a product exchange without risk to or loss of the programs or data.

### CONSUMER PROTECTION LAWS

For consumers who are covered by consumer protection laws or regulations in their country of purchase or, if different, their country of residence. The benefits conferred by this warranty are in addition to all rights and remedies conveyed by such consumer protection laws and regulations. Some countries, states and provinces do not allow the exclusion or limitation of incidental or consequential damages or exclusions or limitations on the duration of the implied warranties or conditions, so the above limitations or exclusions may not apply to you. This warranty gives you specific legal rights, and you may also have others rights that vary by country, state or province.

This Limited Warranty is governed by and construed under laws of the country in which the product purchase took place. CineRAID, the warrantor under this Limited Warranty, is identified at the end of this document according to the country or region in which the product purchase took place.